

45 | 52 | 60

YACHT-CLASSES ADVENTURE

EXPLORATION
60



GARCIA
yachts



NOWHERE YOU CAN'T GO

A sunset over the ocean with birds flying in the sky. The sun is low on the horizon, casting a golden glow over the water. Two birds are visible in flight against the blue and orange sky. The water in the foreground is dark with shimmering highlights from the setting sun.

**RADICAL.
ALL-TERRAIN.
ULTIMATE.**

With the Garcia Exploration 60, you can explore the most remote regions of the planet aboard a real yacht.

Aluminium hull, centreboard, twin rudders, inverted coachroof, deck saloon, watertight door, double glazing thermal insulation... The fundamentals of Garcia Yachts are all there. But with her spaciousness, interior design, ambience and choice of materials, the Garcia Exploration 60 pushes the usual standards of Garcia comfort to superyacht-like refinement.

Despite her sizeable dimensions, the Garcia Exploration 60 remains perfectly manageable by a short-handed crew, thanks in particular to a host of technological features.

Radical and uncompromising in design, the sailing experience on board is unique. The ambitions of heading off voyaging are infinite. With the Garcia Exploration 60, you'll be setting out on a Yacht-class adventure.

NOWHERE YOU CAN'T GO



A photograph of a sailboat on the ocean. The boat is on the right side of the frame, with its mast and rigging visible. The water is choppy and reflects the sunlight. The sky is a clear, bright blue. The text is positioned on the left side of the image.

ACCEPT NO COMPROMISES

Join the extremes, visit opposing regions, discover astonishing locations, endless oceans and a wealth of archipelagos. Uncompromising in her design and choices, the Garcia Exploration 60 has been designed to make the most of the moment, both on the way there and once at your destination, always with peace of mind. With this boat, you'll get a taste of the unknown but never of the uncertain.







A CONTEMPORARY APPROACH TO ADVENTURE ACROSS THE SEAS

The challenge is no longer to brave the risks, as the pioneers of ocean yachting did, but simply to dare to take your place in the best observation post in the world, to exploit the potential of intelligent vessels prepared to provide security and transport wherever you like, and in the greatest comfort, for modern nomads wanting to explore natural spaces, alone or accompanied by their families.



**VENTURE TO
ASTONISHING PLACES,
FOLLOWING TRADITIONAL
OR MORE UNUSUAL ROUTES**




The image is a vertical composition. The top half shows a majestic mountain range with snow-capped peaks under a hazy sky. Below the mountains, a large glacier with a jagged, blue-tinged edge meets a body of water. The bottom half of the image shows a close-up view of a boat's wake on a deep blue ocean under a clear sky. A dark blue, semi-transparent rectangular box is overlaid on the right side of the image, containing the text.

**EXPAND
YOUR
COMFORT
ZONE**



FEEL THE FLOW

Cautious or intrepid, whatever your project, you'll be able to live it to the full without leaving your comfort zone. Garcia Yachts makes the adventure simple: the overall design of the boat, the choice of equipment, the general layout, all contribute to reassuring you in your project. The Garcia Exploration 60 will push your limits and expand your horizons.



EXTENDED CONCEPT OF COMFORT

WE GO THE EXTRA MILE, SO YOU CAN TOO

Garcia Yachts pushes the fundamentals of blue water yachts, encompassing every aspect of the onboard experience within the concept of integral comfort, designed according to a systemic approach to the vessel, rather than as an addition of functions.

The Garcia Exploration 60 is the only yacht of her size to offer a cabin for the skipper or crew, a laundry room and a proper engine room, dedicated spaces usually found only on yachts over 70 feet.

- _ seakeeping and ease of use
- _ protected cockpit
- _ panoramic views from inside
- _ safety in all conditions, the result of an overall risk management strategy
- _ sound insulation: soothing comfort in all circumstances
- _ easy maintenance
- _ support from the teams at Garcia Yachts and the active owners' community




INSIDE OUT

THE PANORAMIC INTERIOR TRANSFORMS SAILING AND THE QUALITY OF LIFE ON BOARD

Not just clarity: whether you're sat at the interior helm, or at the saloon table, or standing in the galley, a 270° view opens up to the outside, offering an intimate connection to your surroundings, whether you're under way or at anchor.

Not just space: benefit from the high quality of the interior, equipment and finishes that create a neat and protective atmosphere on board.







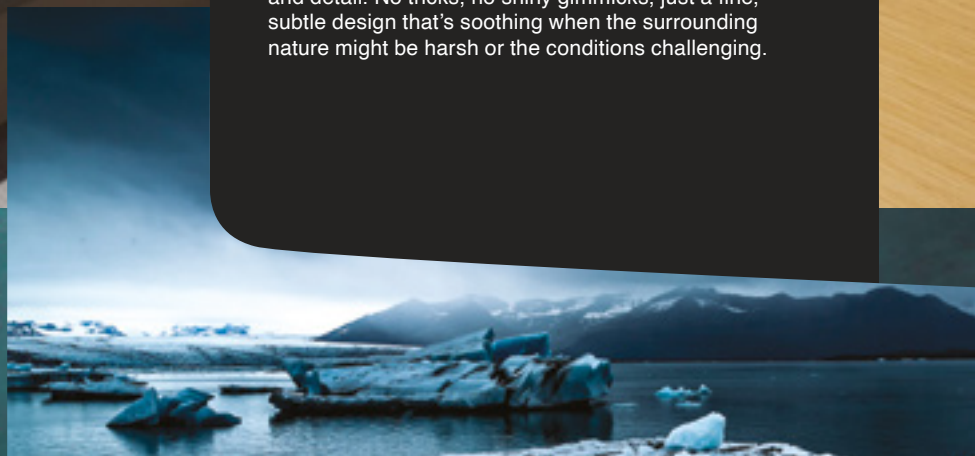


A HAVEN OF PEACE, WHEREVER YOU ARE AROUND THE GLOBE

Leave port, leave your obligations, leave everything behind for the duration of your voyage — everything except your comfort.

The Exploration 60 offers elegant, uncluttered, warm and refined spaces.

You're aboard a thermally and acoustically insulated yacht, designed with meticulous attention to materials and detail. No tricks, no shiny gimmicks, just a fine, subtle design that's soothing when the surrounding nature might be harsh or the conditions challenging.





The Exploration 60 offers dedicated, functional spaces and a layout carefully designed for your comfort. The forward part of the cockpit is protected by an elegant hard-top, forming a true second exterior saloon.

Below the saloon, a double cabin can be used to accommodate guests or a crew member. This model also features a genuine laundry room, dedicated exclusively to domestic appliances and linen storage.

The Exploration 60 is also fitted with a proper workshop: a storage area for tools and spare parts, with plenty of room for working and taking care of the boat.





CONCEPTS THAT TRANSFORM THE EXPERIENCE



ALUMINIUM HULL & CENTREBOARD



ROBUSTNESS AND DURABILITY

Aluminium is a strong, durable material that will deform in the event of an impact, without tearing.

SEAKINDLINESS

The modern, stable hull is designed by internationally renowned naval architect Olivier Racoupeau.



The centring of the weights (chain locker at the foot of the mast, centred fuel tanks) limits the boat's pitching, enhancing its seaworthiness and sailing comfort.

ACCESS LAGOONS, SHOAL DEPTHS AND EVEN BEACHES

Beyond the freedom this offers, it's also a key safety feature and a maintenance advantage. The most intrepid sailors will be able to venture serenely into areas still poorly charted. It's also the reassuring possibility of being able to access sheltered areas.

COURSE-KEEPING STABILITY DOWNWIND, CENTREBOARD RAISED

On downwind points of sail, with the daggerboard raised, movements are smoother. And thanks to the twin rudders, the boat remains perfectly stable. In extreme sea conditions, these same appendage characteristics mean that the boat can head down a wave at speed without being tripped up by a keel.





DESIGNED TO PROTECT AND ASSIST




SERENE SAILING: A SYSTEMIC APPROACH TO RISK MANAGEMENT

Garcia Yachts manages risks “by design”: they are identified and their consequences are minimised, from the design of the vessel through to support in the implementation of your programme.

Our owners and their families entrust us with their dreams, their aspirations, but also their lives... We take care of all of them, with the same rigour.

STRUCTURE AND EQUIPMENT

- _ centreboard for comfort at sea, as well as for shelter in shallower waters, and the option to take the ground
- _ cockpit protected by a cap
- _ several watchkeeping stations: 2 helm stations outside, under the shelter of the cap when the weather isn't so great, and inside should conditions become more severe
- _ systems and technologies to help you handle the boat, so you can sail solo or as a couple
- _ proactive measures to counter the possibility of an impact:
 - \ perfect mechanical properties of an aluminium hull (strength, deformability and reparability)
 - \ reinforced bow for ice
 - \ protected twin rudders with sacrificial zone
 - \ crash boxes
 - \ watertight door
 - \ double glazing
- _ vessel resilience:
 - \ redundancy of key systems and features
 - \ reliability and easy repair of components all easily accessible



SYSTEMS

- _ central control system, which manages the windlass, the main sail vang, and the backstay as well as the centreboard lifting system. Sailing manoeuvres are easy with a short-handed crew
- _ electric thrusters
- _ central boat management system (electrics, electronics, water, systems, etc.)

DESIGNED FOR INDEPENDENCE

SELF-SUFFICIENCY ON BOARD

- _ large fuel and water capacity
- _ large storage spaces
- _ energy production, water production
- _ insulated vessel, more economical

AUTONOMOUS MAINTENANCE

- _ technical compartment (in comfort version) and parts and consumables store adapted to the programme
- _ easy access to equipment
- _ training of owners in the maintenance of key boat systems





A large sailboat with a white sail and a wooden deck is shown sailing on the ocean. The sail is the dominant feature, filling most of the frame. The boat is moving through the water, creating a white wake. The sky is a clear, bright blue. The overall scene is dynamic and captures the essence of sailing.

**INTELLIGENCE
RATIONALITY
PASSION**

THE GARCIA SPIRIT



SHIPYARD COMMITMENT, TEAM SUPPORT AND AN ACTIVE COMMUNITY

Teaming up with Garcia Yachts for the construction of a sailing yacht means building a boat that is fully adapted to your needs, while benefiting from the expertise and sound advice of our team at every stage.

It's also about complete support throughout the configuration and construction phase of your yacht, during delivery, with a personalised handover, technical training and a network of professionals on hand in all major cruising destinations. The dedicated Grand Large Services structure provides owners with a range of services to help them prepare for their voyage and cast off with complete peace of mind.



AMBITIOUS PERFORMANCE TO MEET THE MOST DEMANDING REQUIREMENTS

Garcia Yachts builds boats that shine differently in the eyes of our owners, whether they're passionate about sailing or have plans for a getaway, expert seafarers or novices, but that always shine for really good reasons.

We work hard to ensure that everyone on board gets to experience the pleasure of exploiting the full potential and qualities of the boat, as well as the comfort and tranquillity of being on board, and ultimately the desire to continue their journey that little bit further or little bit longer...

EXPLORATION

60



Length overall	63.97 ft / 19,50 m
Beam	17.72 ft / 5,40 m
Draught (centreboard down)	11.97 ft / 3,65 m
Draught (centreboard raised)	4.92 ft / 1,50 m
Air draught (excluding antennas)	
aluminium mast	83,33 ft / 25,4 m
carbon mast	92,85 ft / 28,3 m
Displacement (est.)	77,16 Lbs/ 35 t
Ballast	9,65 t
Upwind sail area	
aluminium mast	168,4 sqm / m ²
carbone mast	195 sqm / m ²
Gennaker/Spinnaker	170 / 230 sqm / m ²
Engine	180 Hp / CV
Diesel capacity (est.)	660 US gal / 2 500 l
Water capacity (est.)	660 US gal / 800 l
Number of cabins	2-4
Number of berths	4-6-8

INTERIOR LAYOUTS & TECHNICAL SPECIFICATIONS

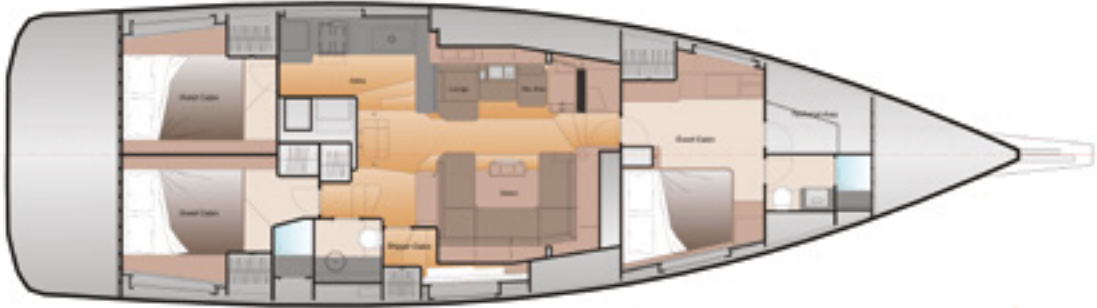
STANDARD VERSION

3 DOUBLE CABINS + 2 BATHROOMS + 1 DRESSING ROOM + 1 TECHNICAL COMPARTMENT



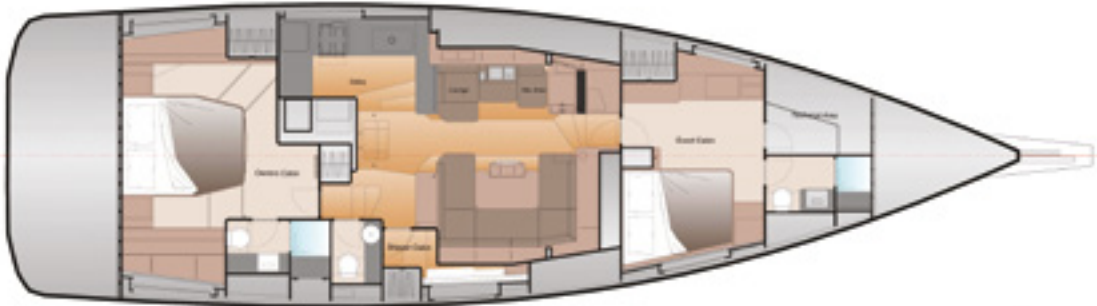
FAMILY VERSION

4 DOUBLE CABINS + 2 BATHROOMS + 1 FRONT WORKSHOP



OWNER VERSION

1 FULL BEAM CABIN + 2 DOUBLE CABINS + 2 BATHROOMS + 1 SEPARATED TOILETS + 1 FRONT WORKSHOP





Credits: Jérôme Houyvet / Aymeric Picot / Emma Francis / Nick Jones
Ernests Vaga / Mike Smith / Caleb Woods Fer Nando / Francesco Ungaro
Hector John Periquin / MK photography / Tim Marshall / Ahmer Kalam
Chattermark.
All rights reserved.
Design & production – www.chattermark.co

This document is for commercial use only and does not form part of a contractual offer. It may include optional equipment, which may be modified without notice. The plans and 3D renderings presented here may not be used or reproduced without written authorisation from the shipyard.

